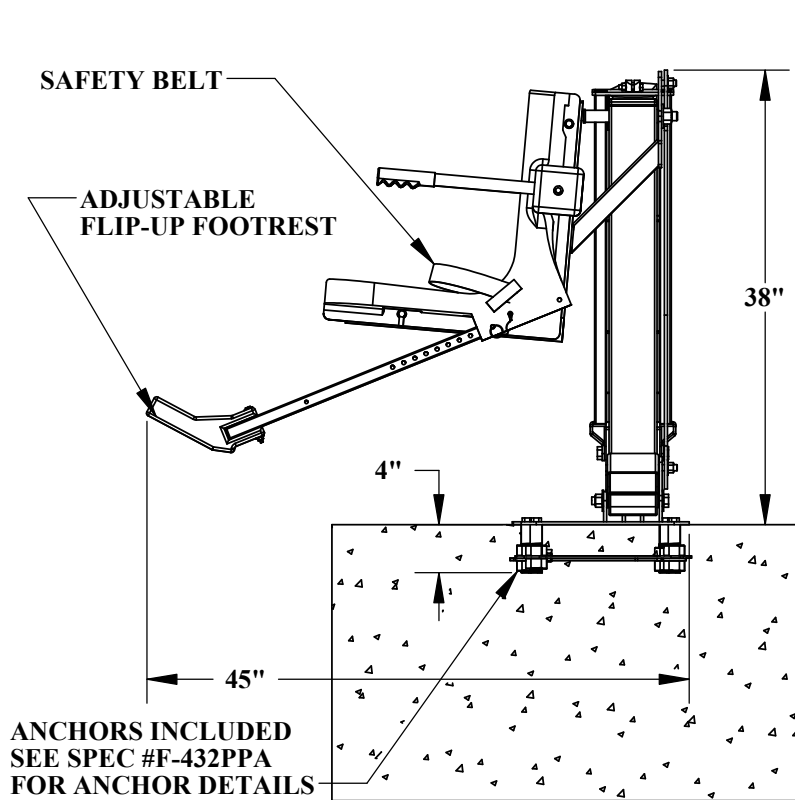
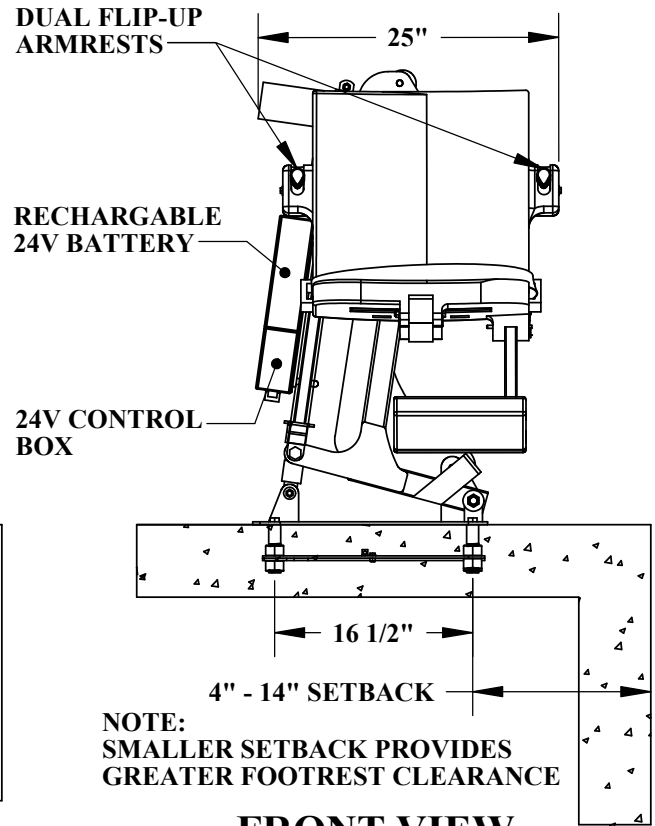


PRO POOL LIFT™ - 24V BATTERY



SIDE VIEW

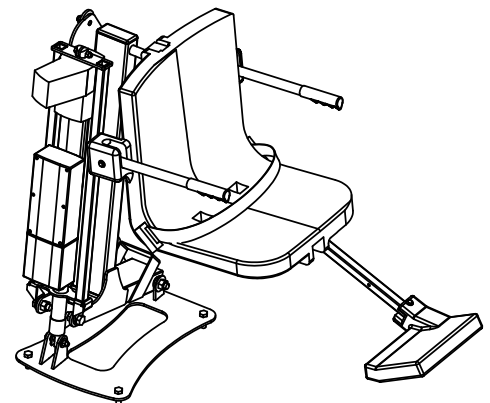



FRONT VIEW

SPECIFICATIONS

THE AQUA CREEK PRO POOL LIFT - BATTERY SHALL BE A 24V LINEAR ACTUATED, SELF OPERABLE, IN-GROUND POOL OR SPA LIFT. THE LIFT SHALL NOT INTRUDE INTO THE POOL OR SPA UNLESS IN USE. THE LIFT SHALL BE STAINLESS STEEL CONSTRUCTION AND DESIGNED TO LIFT 400 LBS WITH A STATIC LOAD RATING OF 450 LBS. AN 18" WIDE SEAT SHALL BE CAPABLE OF BEING SET BACK 22.50" FROM CENTERLINE OF SEAT TO POOL EDGE. A 24 VOLT WATERPROOF CONTROLLER SHALL BE USABLE BY THE OPERATOR OR AN ATTENDANT. A CONTROL BOX, BATTERY CHARGER AND ONE REMOVABLE 24V RECHARGABLE BATTERY SHALL COME STANDARD. THE LIFT SHALL INCLUDE A SEATBELT. AN OPTIONAL WHEEL KIT FOR PORTABILITY IS AVAILABLE . THE LIFT SHALL CARRY A FIVE YEAR WARRANTY ON ALL STRUCTURAL COMPONENTS.

- BASE PLATE: 1/4" STAINLESS STEEL TYPE 304
- MAIN HOUSING: 2" x 4" x .120" STAINLESS STEEL TUBE TYPE 304
- CHAIR AND FOOTREST: UV STABILIZED POLYETHEYLENE (LLDPE)
- ACTUATOR: 24" STROKE LINAK LA34 LINEAR ACTUATOR
- OPTIONAL WHEEL KIT: MOLDED POLYOLEFIN
- FINISH: UV RESISTANT POLYESTER POWDER COATING



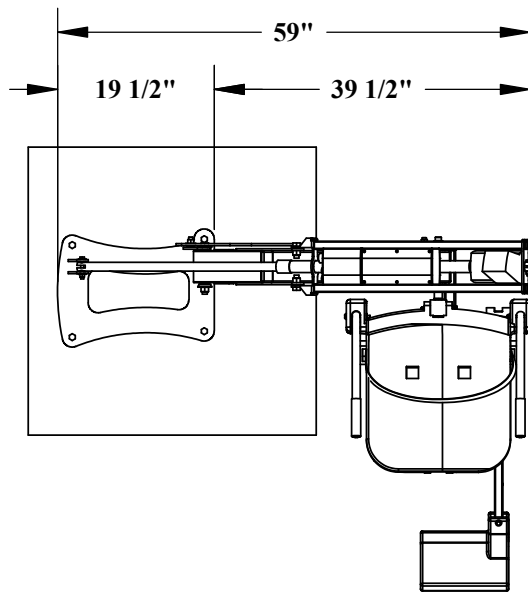
3015 W. RAILROAD ST. #8
 MISSOULA, MT 59808
 (406) 549-0769
 FAX (406) 549-2602

NOTE:
 *SPECIFICATIONS ARE SUBJECT TO CHANGE WITHOUT NOTICE
 *ALL DIMENSIONS ARE IN INCHES

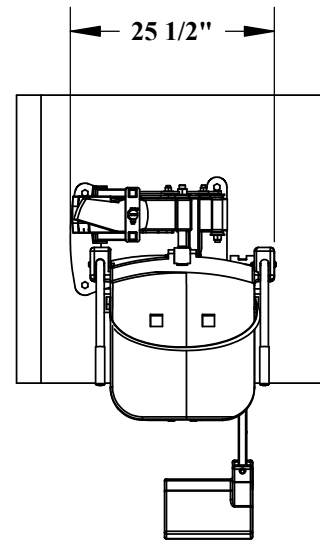
PRODUCT:	F-004PLB	
DWG #:	F-004PLB-1	
SCALE:	1:18	DATE: 09/10/06
DRAWN BY:	DSE	REVISION: D



PRO POOL LIFT™ - 24V BATTERY

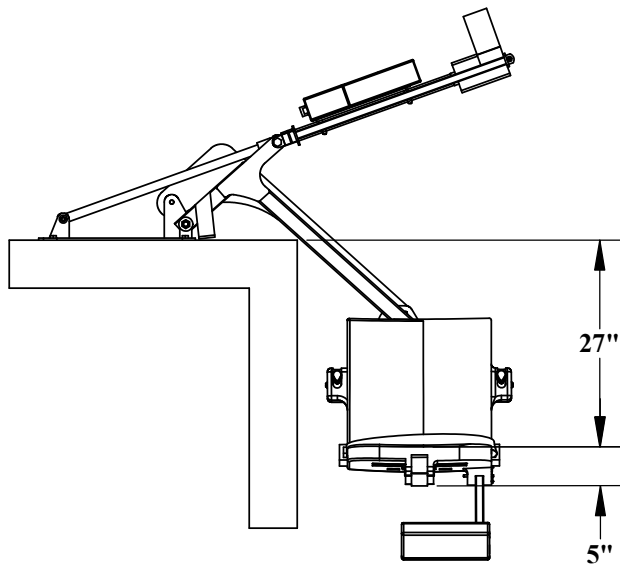


TOP VIEW



LIFT SHOWN IN FULLY RAISED POSITION

TOP VIEW



LIFT SHOWN IN FULLY LOWERED POSITION

FRONT VIEW

3015 W. RAILROAD ST. #8
 MISSOULA, MT 59808
 (406) 549-0769
 FAX (406) 549-2602

NOTE:
 *SPECIFICATIONS ARE SUBJECT TO CHANGE WITHOUT NOTICE
 *ALL DIMENSIONS ARE IN INCHES



PRODUCT:		F-004PLB	
DWG #:		F-004PLB-2	
SCALE:	1:24	DATE:	09/10/06
DRAWN BY:	DSE	REVISION:	D