













S-Ergo 305

Top End Lightweight Ergonomic Manual Wheelchair

- Medicare code K0005
- High strength, weighs only 29 lbs. (w/o footrests)
- Only 23lbs fully compact
- Anti-Bacterial Upholstery
- Folding backrest
- Height adjustable armrests
- Inward/Outward swing-away footrests for easy operation
- “Tube-in Center” foot-plate, assures better side leg support
- Easy Release lever for footrests
- 24” Quick Release rear spoke, polyurethane, high profile, flat free wheels
- Optional height adjustable anti-tipper
- 16x17 or 18x17 Seat width
- Frame Color: Pearl Silver & Rose Red
- Upholstery: Silver/Black
- Weight Capacity of 250 lbs

Features and Uses For S-Ergonomic Series

- Ergonomic, lightweight, compact
- Pressure relief, stabilization, and anti-slippage
- Upholstery is equipped with AEGIS anti-biotic technology, odor/stain/deterioration control.
- Wider arm pad, providing comfort/support

items	F/R wheels											Max. User Weight
Width												

S-105-16	~ 16"x17"	7"/24"	16"	17"	24"	12"	8.5~10.5"	43"	19"	16"*	38"	29 lbs.	250 lbs.
S-105-18	~ 18"x17"	7"/24"	18"	17"	26"	12"	8.5~10.5"	43"	19"	16"*	38"	29 lbs.	250 lbs.

**Available Options ~ Height adjustable Anti-Tipper, Seat belt, Extra Upholstery*

***All models come equipped with 7"x1" front Polyurethane wheels*

** Folded Dimensions: 33" x 13" x 28" (L x W x H)*

